

# Life University

## Enrollment Report Spring 2024

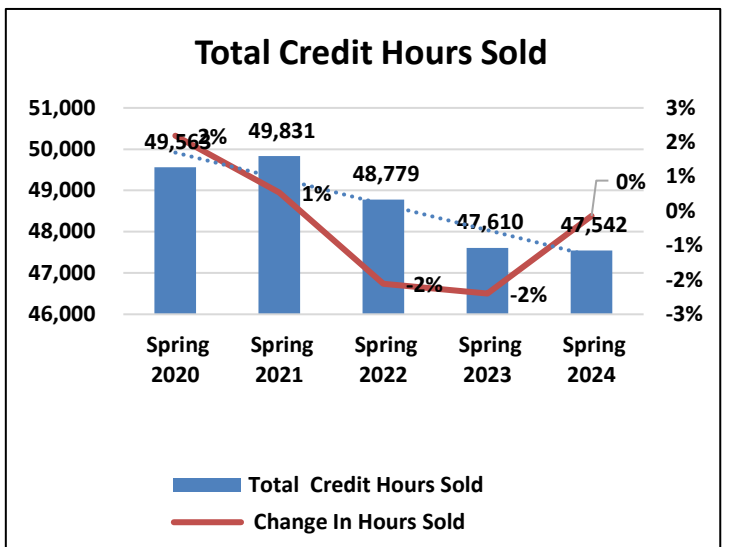
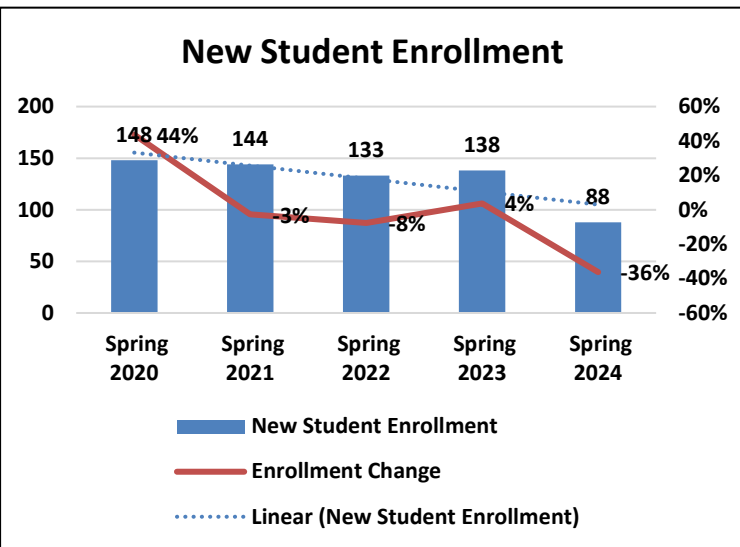
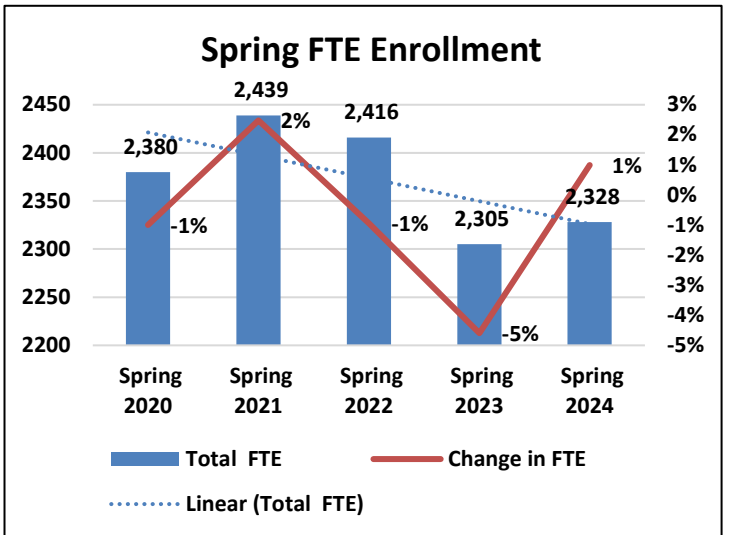
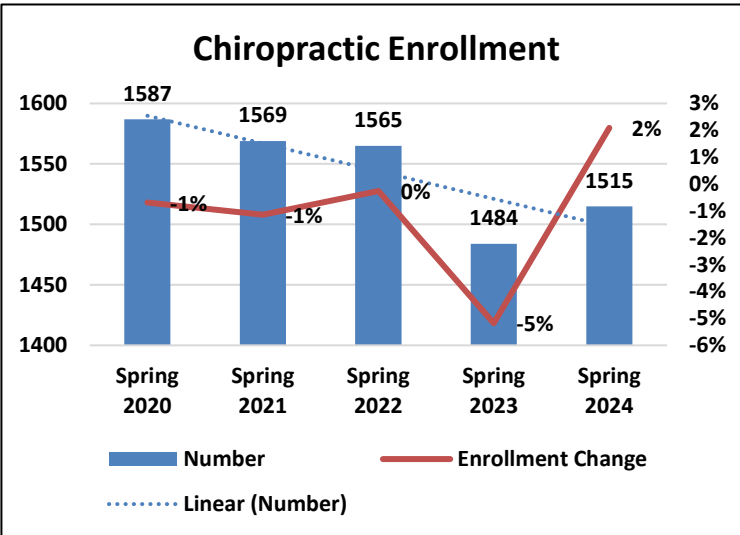
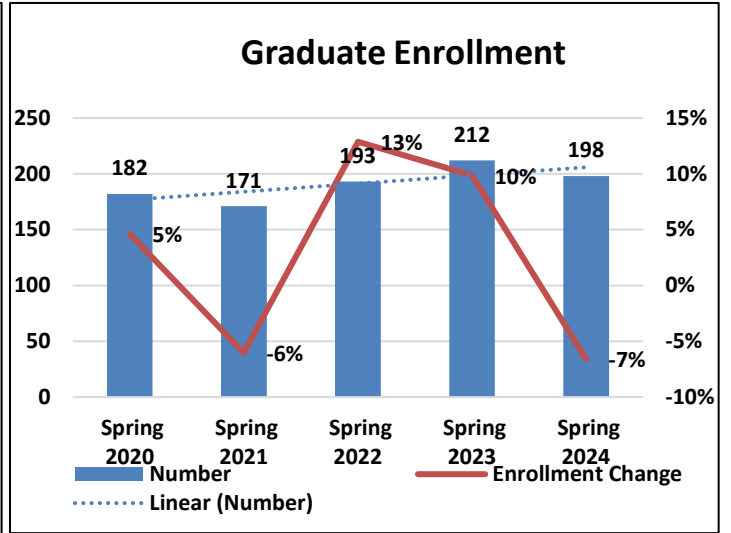
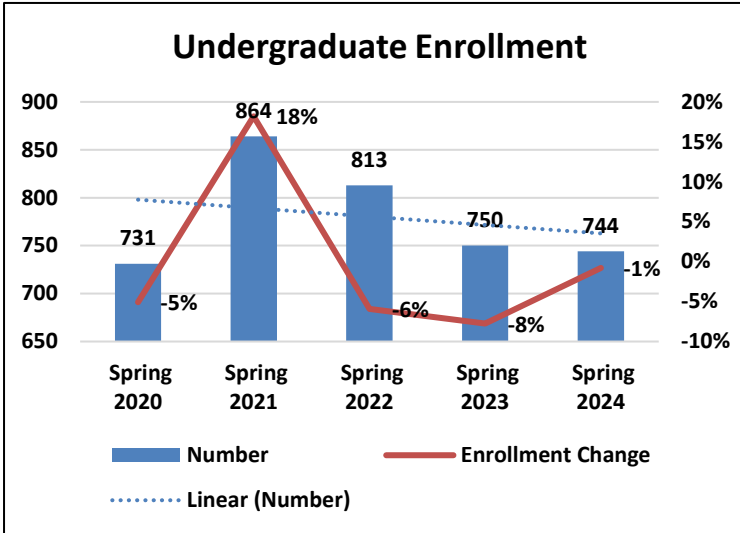
Total Degree Seeking Enrollment						
	18-19	19-20	20-21	21-22	22-23	23-24
<b>New Students</b>						
Fall	529	531	533	539	529	560
Winter	210	174	212	195	196	159
Spring	103	148	144	133	138	88
Summer	201	193	212	170	199	0
<b>Total Annual</b>	<b>1043</b>	<b>1046</b>	<b>1101</b>	<b>1037</b>	<b>1062</b>	<b>807</b>
<b>Headcount:</b>						
Fall	2736	2722	2796	2773	2749	2711
Winter	2684	2666	2686	2677	2606	2609
Spring	2542	2500	2604	2571	2446	2457
Summer	2215	2227	2220	2187	2162	0
<b>Total Annual</b>	<b>10177</b>	<b>10115</b>	<b>10306</b>	<b>10208</b>	<b>9963</b>	<b>7777</b>
<b>FTE Students</b>						
Fall	2598	2588	2631	2609	2602	2577
Winter	2540	2534	2531	2520	2451	2482
Spring	2404	2380	2439	2416	2305	2328
Summer	2051	2076	2051	2012	1978	0
<b>Total Annual</b>	<b>9593</b>	<b>9578</b>	<b>9652</b>	<b>9557</b>	<b>9336</b>	<b>7387</b>

College of Chiropractic						
	18-19	19-20	20-21	21-22	22-23	23-24
<b>New Students</b>						
Fall	187	200	177	222	195	212
Winter	123	79	96	118	112	89
Spring	55	77	65	51	48	38
Summer	99	84	111	95	100	
<b>Total Annual</b>	<b>464</b>	<b>440</b>	<b>449</b>	<b>486</b>	<b>455</b>	<b>339</b>
<b>Headcount:</b>						
Fall	1645	1653	1670	1666	1605	1617
Winter	1664	1647	1618	1645	1585	1613
Spring	1598	1587	1569	1565	1484	1515
Summer	1556	1564	1549	1520	1478	
<b>Total Annual</b>	<b>6463</b>	<b>6451</b>	<b>6406</b>	<b>6396</b>	<b>6152</b>	
<b>FTE Students</b>						
Fall	1614	1625	1636	1626	1578	1589
Winter	1631	1615	1586	1601	1546	1579
Spring	1570	1561	1541	1532	1455	1476
Summer	1520	1537	1519	1488	1445	
<b>Total Annual</b>	<b>6335</b>	<b>6338</b>	<b>6282</b>	<b>6247</b>	<b>6024</b>	<b>4644</b>

Undergraduate						
	18-19	19-20	20-21	21-22	22-23	23-24
<b>New Students</b>						
Fall	302	256	294	241	251	275
Winter	70	85	104	70	75	59
Spring	36	47	50	43	44	29
Summer	81	100	93	67	90	
<b>Total Annual</b>	<b>489</b>	<b>488</b>	<b>541</b>	<b>421</b>	<b>460</b>	<b>363</b>
<b>Headcount:</b>						
Fall	888	874	939	907	910	871
Winter	827	843	916	871	839	807
Spring	770	731	864	813	750	744
Summer	508	536	541	537	521	
<b>Total Annual</b>	<b>2993</b>	<b>2984</b>	<b>3260</b>	<b>3128</b>	<b>3020</b>	<b>2422</b>
<b>FTE Students</b>						
Fall	833	816	855	850	862	822
Winter	776	792	839	816	782	767
Spring	715	681	774	758	701	705
Summer	446	463	458	455	449	
<b>Total Annual</b>	<b>2770</b>	<b>2752</b>	<b>2926</b>	<b>2879</b>	<b>2794</b>	<b>2294</b>
<b>Non Degree Seeking Students</b>			<b>Enrollment All Students</b>			
Non-Matriculating			Degree Seeking		2457	
Dietetic Internship			Non Degree		2	
<b>Total</b>			<b>Total Enrolled</b>		<b>2459</b>	

Graduate							
	17-18	18-19	19-20	20-21	22-23	23-24	
<b>New Students</b>							
Fall	40	75	62	76	83	73	
Winter	17	10	12	7	9	11	
Spring	12	24	29	39	46	21	
Summer	21	9	8	8	9		
<b>Total Annual</b>	<b>90</b>	<b>118</b>	<b>111</b>	<b>130</b>	<b>147</b>	<b>105</b>	
<b>Headcount:</b>							
Fall	203	195	187	200	234	223	
Winter	193	176	152	161	182	189	
Spring	174	182	171	193	212	198	
Summer	151	127	130	130	163		
<b>Total Annual</b>	<b>721</b>	<b>680</b>	<b>640</b>	<b>684</b>	<b>791</b>	<b>610</b>	
<b>FTE Students</b>							
Fall	151	147	140	133	162	166	
Winter	133	127	106	103	123	136	
Spring	119	138	124	126	149	147	
Summer	85	76	74	69	84		
<b>Total Annual</b>	<b>488</b>	<b>488</b>	<b>444</b>	<b>431</b>	<b>518</b>	<b>449</b>	
<b>Distant Education Enrollment</b>				<b>CGUS</b>			
Undergraduate				92		Undergraduate	652
Graduate				126		Graduate	72
<b>Total Distant Education</b>				<b>218</b>		<b>Total</b>	<b>724</b>

# Life University



# Life University

## Online Education

Undergraduate				
	20-21	21-22	22-23	23-24
<b>New Students</b>				
Fall	36	31	27	34
Winter	28	22	18	14
Spring	18	16	17	9
Summer	11	15	25	
<b>Total Annual</b>	<b>93</b>	<b>84</b>	<b>87</b>	<b>58</b>
<b>Headcount:</b>				
Fall	80	76	92	104
Winter	86	85	86	99
Spring	79	81	87	92
Summer	58	72	94	
<b>Total Annual</b>	<b>303</b>	<b>314</b>	<b>359</b>	<b>295</b>
<b>FTE Students</b>				
Fall	68	68	85	88
Winter	70	72	71	86
Spring	67	72	80	80
Summer	48	56	80	
<b>Total Annual</b>	<b>253</b>	<b>268</b>	<b>316</b>	<b>254</b>

Graduate				
	20-21	21-22	22-23	23-24
<b>New Students</b>				
Fall	52	46	51	52
Winter	0	0	0	3
Spring	17	21	38	19
Summer	0	0	0	
<b>Total Annual</b>	<b>69</b>	<b>67</b>	<b>89</b>	<b>74</b>
<b>Headcount:</b>				
Fall	105	116	133	148
Winter	77	83	102	125
Spring	96	105	127	126
Summer	69	70	92	
<b>Total Annual</b>	<b>347</b>	<b>374</b>	<b>454</b>	<b>399</b>
<b>FTE Students</b>				
Fall	79	80	92	116
Winter	54	54	70	89
Spring	73	76	94	98
Summer	43	40	57	
<b>Total Annual</b>	<b>249</b>	<b>250</b>	<b>313</b>	<b>303</b>

### College of Graduate & Undergraduate Studies

Undergraduate				
	20-21	21-22	22-23	23-24
<b>New Students</b>				
Fall	215	220	224	241
Winter	47	53	57	45
Spring	26	28	27	20
Summer	79	75	65	
<b>Total Annual</b>	<b>367</b>	<b>376</b>	<b>373</b>	
<b>Headcount:</b>				
Fall	830	834	818	767
Winter	753	754	753	708
Spring	671	669	663	652
Summer	463	449	427	
<b>Total Annual</b>	<b>2717</b>	<b>2706</b>	<b>2063</b>	
<b>FTE Students</b>				
Fall	794	794	777	734
Winter	712	710	711	681
Spring	634	629	621	625
Summer	401	393	369	
<b>Total Annual</b>	<b>2541</b>	<b>2526</b>	<b>2478</b>	

Graduate				
	20-21	21-22	22-23	23-24
<b>New Students</b>				
Fall	24	37	32	21
Winter	7	9	9	8
Spring	22	25	8	2
Summer	8	9	9	
<b>Total Annual</b>	<b>61</b>	<b>80</b>	<b>58</b>	
<b>Headcount:</b>				
Fall	95	118	101	75
Winter	84	99	80	64
Spring	97	107	85	72
Summer	61	93	71	
<b>Total Annual</b>	<b>337</b>	<b>417</b>	<b>337</b>	
<b>FTE Students</b>				
Fall	54	82	70	50
Winter	49	69	53	47
Spring	53	73	55	49
Summer	26	44	27	
<b>Total Annual</b>	<b>182</b>	<b>268</b>	<b>205</b>	<b>146</b>