

# Life University

## Enrollment Report Winter 2023

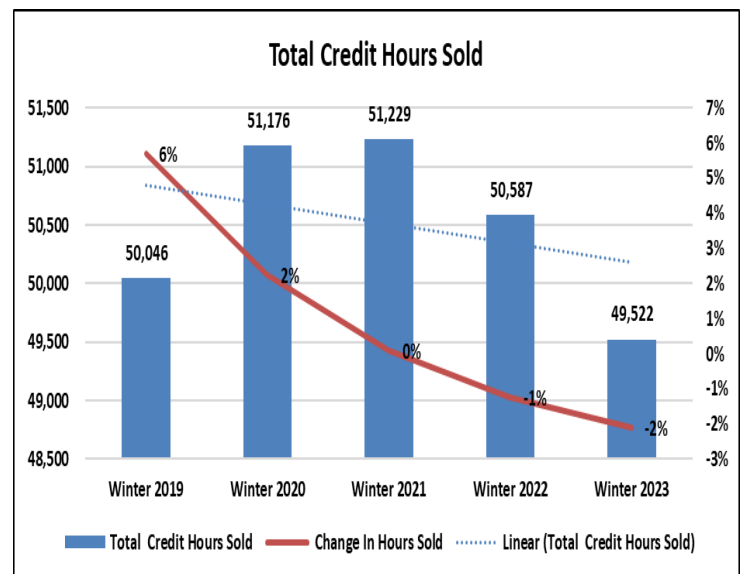
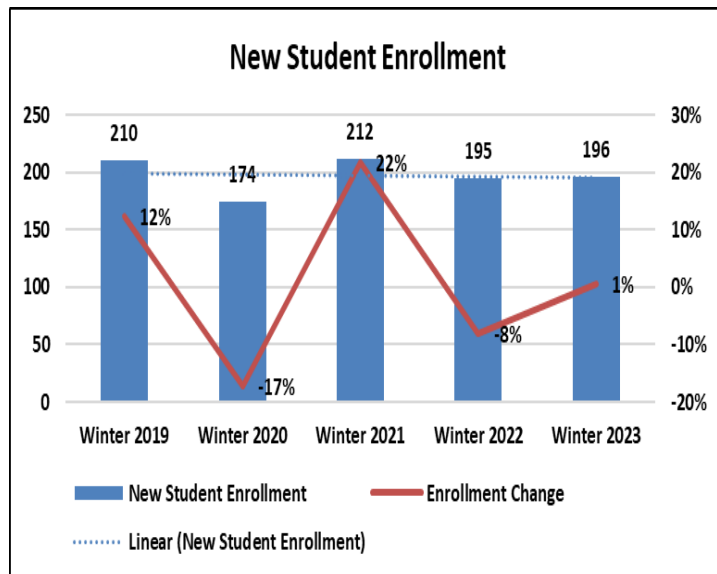
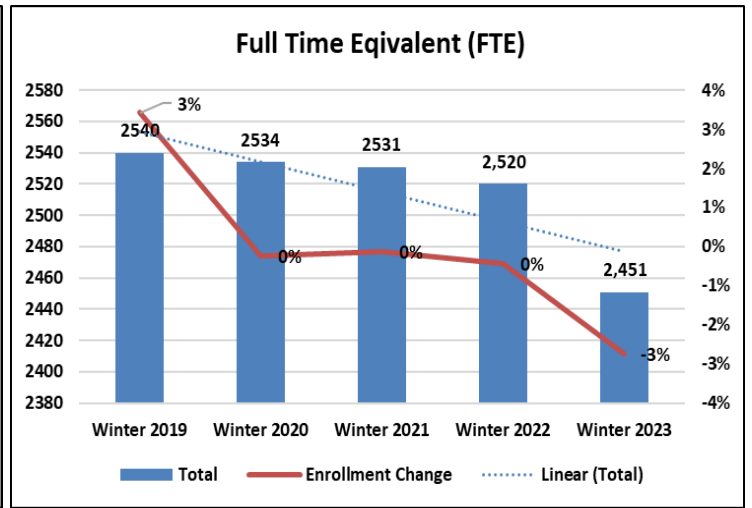
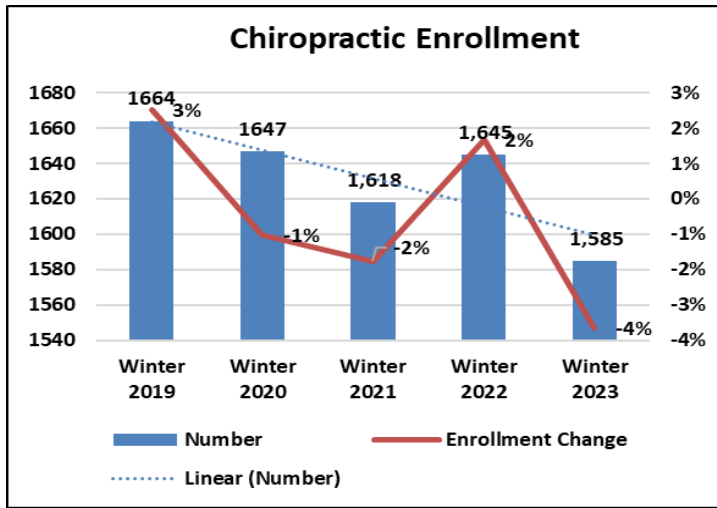
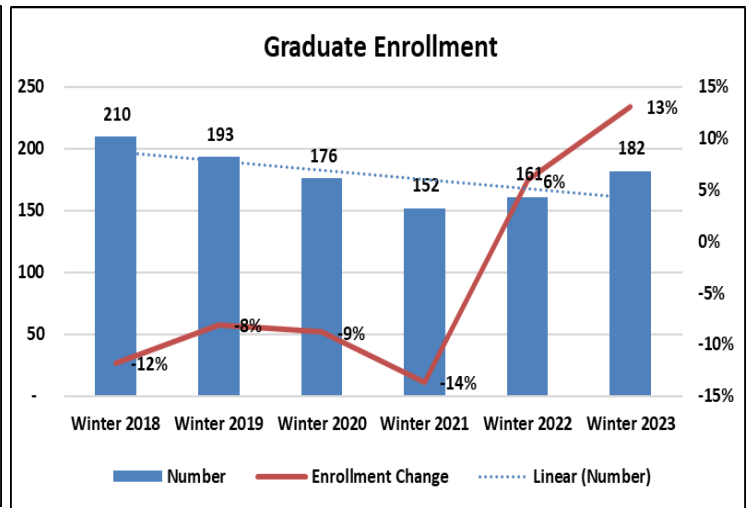
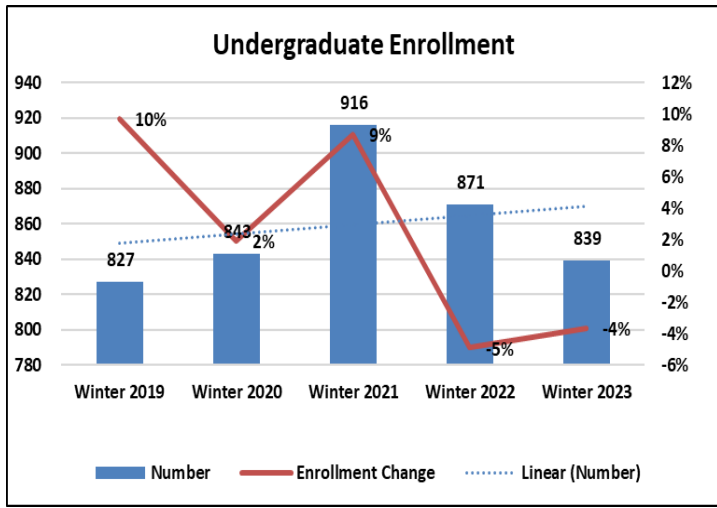
<b>Total Degree Seeking Enrollment</b>						
	17-18	18-19	19-20	20-21	21-22	22-23
<b>New Students</b>						
Fall	435	529	531	533	539	529
Winter	187	210	174	212	195	196
Spring	124	103	148	144	133	
Summer	174	201	193	212	170	
<b>Total Annual</b>	<b>920</b>	<b>1043</b>	<b>1046</b>	<b>1101</b>	<b>1037</b>	<b>725</b>
<b>Headcount:</b>						
Fall	2615	2736	2722	2796	2773	2749
Winter	2587	2684	2666	2686	2677	2606
Spring	2509	2542	2500	2604	2571	
Summer	2200	2215	2227	2220	2187	
<b>Total Annual</b>	<b>9911</b>	<b>10177</b>	<b>10115</b>	<b>10306</b>	<b>10208</b>	<b>5355</b>
<b>FTE Students</b>						
Fall	2485	2598	2588	2631	2609	2602
Winter	2456	2540	2534	2531	2520	2451
Spring	2366	2404	2380	2439	2416	
Summer	2047	2051	2076	2051	2012	
<b>Total Annual</b>	<b>9354</b>	<b>9593</b>	<b>9578</b>	<b>9652</b>	<b>9557</b>	

<b>College of Chiropractic</b>						
	17-18	18-19	19-20	20-21	21-22	22-23
<b>New Students</b>						
Fall	181	187	200	177	222	195
Winter	97	123	79	96	118	112
Spring	62	55	77	65	51	
Summer	89	99	84	111	95	
<b>Total Annual</b>	<b>429</b>	<b>464</b>	<b>440</b>	<b>449</b>	<b>486</b>	<b>307</b>
<b>Headcount:</b>						
Fall	1651	1645	1653	1670	1666	1605
Winter	1623	1664	1647	1618	1645	1585
Spring	1576	1598	1587	1569	1565	
Summer	1540	1556	1564	1549	1520	
<b>Total Annual</b>	<b>6390</b>	<b>6463</b>	<b>6451</b>	<b>6406</b>	<b>6396</b>	
<b>FTE Students</b>						
Fall	1609	1614	1625	1636	1626	1578
Winter	1595	1631	1615	1586	1601	1546
Spring	1542	1570	1561	1541	1532	
Summer	1508	1520	1537	1519	1488	
<b>Total Annual</b>	<b>6254</b>	<b>6335</b>	<b>6338</b>	<b>6282</b>	<b>6247</b>	

<b>Undergraduate</b>						
	17-18	18-19	19-20	20-21	21-22	22-23
<b>New Students</b>						
Fall	225	302	256	294	241	251
Winter	69	70	85	104	70	75
Spring	39	36	47	50	43	
Summer	64	81	100	93	67	
<b>Total Annual</b>	<b>397</b>	<b>489</b>	<b>488</b>	<b>541</b>	<b>421</b>	<b>326</b>
<b>Headcount:</b>						
Fall	751	888	874	939	907	910
Winter	754	827	843	916	871	839
Spring	728	770	731	864	813	
Summer	496	508	536	541	537	
<b>Total Annual</b>	<b>2729</b>	<b>2993</b>	<b>2984</b>	<b>3260</b>	<b>3128</b>	
<b>FTE Students</b>						
Fall	713	833	816	855	850	862
Winter	705	776	792	839	816	782
Spring	675	715	681	774	758	
Summer	431	446	463	458	455	
<b>Total Annual</b>	<b>2524</b>	<b>2770</b>	<b>2752</b>	<b>2926</b>	<b>2879</b>	
<b>Non Degree Seeking Students</b>			<b>Enrollment All Students</b>			
Non-Matriculating			3	Degree Seeking		2606
Dietetic Internship			1	Non Degree		4
<b>Total</b>			<b>4</b>	<b>Total Enrolled</b>		<b>2610</b>

<b>Graduate</b>						
	16-17	17-18	18-19	19-20	20-21	22-23
<b>New Students</b>						
Fall	29	40	75	62	76	83
Winter	21	17	10	12	7	9
Spring	23	12	24	29	39	
Summer	21	21	9	8	8	
<b>Total Annual</b>	<b>94</b>	<b>90</b>	<b>118</b>	<b>111</b>	<b>130</b>	<b>92</b>
<b>Headcount:</b>						
Fall	213	203	195	187	200	234
Winter	210	193	176	152	161	182
Spring	205	174	182	171	193	
Summer	164	151	127	130	130	
<b>Total Annual</b>	<b>792</b>	<b>721</b>	<b>680</b>	<b>640</b>	<b>684</b>	
<b>FTE Students</b>						
Fall	163	151	147	140	133	162
Winter	156	133	127	106	103	123
Spring	149	119	138	124	126	
Summer	108	85	76	74	69	
<b>Total Annual</b>	<b>576</b>	<b>488</b>	<b>488</b>	<b>444</b>	<b>431</b>	
<b>Distant Education Enrollment</b>			<b>CGUS</b>			
Undergraduate			86	Undergraduate		753
Graduate			102	Graduate		80
<b>Total Distant Education</b>			<b>188</b>	<b>Total</b>		<b>833</b>

# Life University



# Life University

## College of Online Education

Undergraduate			
	20-21	21-22	22-23
<b>New Students</b>			
Fall	36	31	27
Winter	28	22	18
Spring	18	16	
Summer	11	15	
<b>Total Annual</b>	<b>93</b>	<b>84</b>	<b>45</b>
<b>Headcount:</b>			
Fall	80	76	92
Winter	86	85	86
Spring	79	81	
Summer	58	72	
<b>Total Annual</b>	<b>303</b>	<b>314</b>	<b>178</b>
<b>FTE Students</b>			
Fall	68	68	85
Winter	70	72	71
Spring	67	72	
Summer	48	56	
<b>Total Annual</b>	<b>253</b>	<b>268</b>	<b>156</b>

Graduate			
	20-21	21-22	22-23
<b>New Students</b>			
Fall	52	46	51
Winter	0	0	0
Spring	17	21	
Summer	0	0	
<b>Total Annual</b>	<b>69</b>	<b>67</b>	<b>51</b>
<b>Headcount:</b>			
Fall	105	116	133
Winter	77	83	102
Spring	96	105	
Summer	69	70	
<b>Total Annual</b>	<b>347</b>	<b>374</b>	<b>235</b>
<b>FTE Students</b>			
Fall	79	80	92
Winter	54	54	70
Spring	73	76	
Summer	43	40	
<b>Total Annual</b>	<b>249</b>	<b>250</b>	<b>162</b>

## College of Graduate & Undergraduate Studies

Undergraduate			
	20-21	21-22	22-23
<b>New Students</b>			
Fall	205	210	224
Winter	42	48	57
Spring	25	27	
Summer	56	52	
<b>Total Annual</b>	<b>328</b>	<b>337</b>	<b>281</b>
<b>Headcount:</b>			
Fall	827	831	818
Winter	785	786	753
Spring	734	732	
Summer	479	465	
<b>Total Annual</b>	<b>2825</b>	<b>2814</b>	
<b>FTE Students</b>			
Fall	782	782	777
Winter	746	744	711
Spring	691	686	
Summer	407	399	
<b>Total Annual</b>	<b>2626</b>	<b>2611</b>	

Graduate			
	20-21	21-22	22-23
<b>New Students</b>			
Fall	10	30	32
Winter	12	7	9
Spring	12	18	
Summer	8	8	
<b>Total Annual</b>	<b>42</b>	<b>63</b>	
<b>Headcount:</b>			
Fall	82	84	101
Winter	75	78	80
Spring	75	88	
Summer	61	60	
<b>Total Annual</b>	<b>293</b>	<b>310</b>	
<b>FTE Students</b>			
Fall	61	53	70
Winter	52	49	53
Spring	51	50	
Summer	31	29	
<b>Total Annual</b>	<b>195</b>	<b>181</b>	