

# Life University

## Enrollment Report Spring 2022

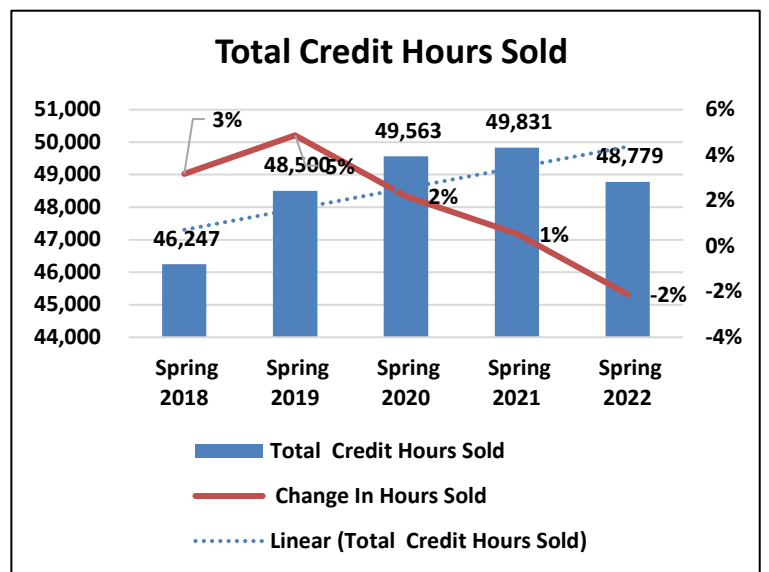
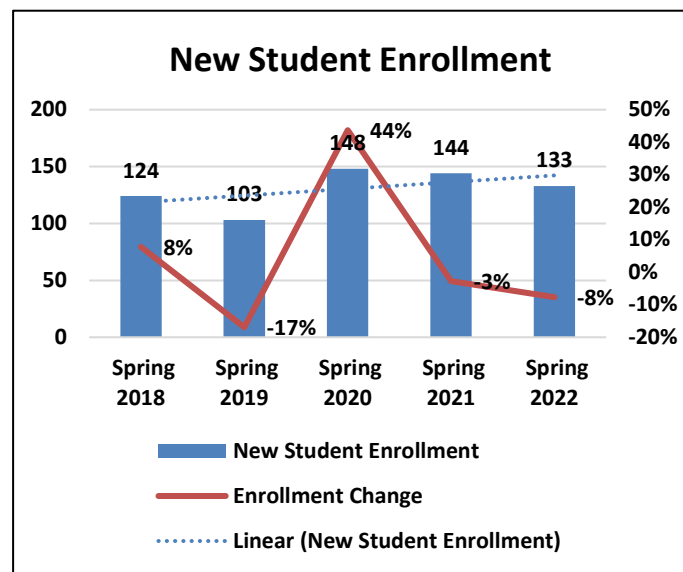
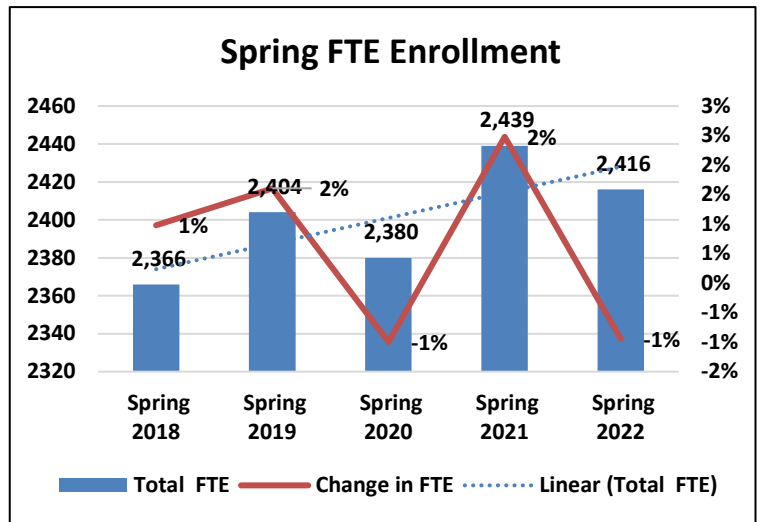
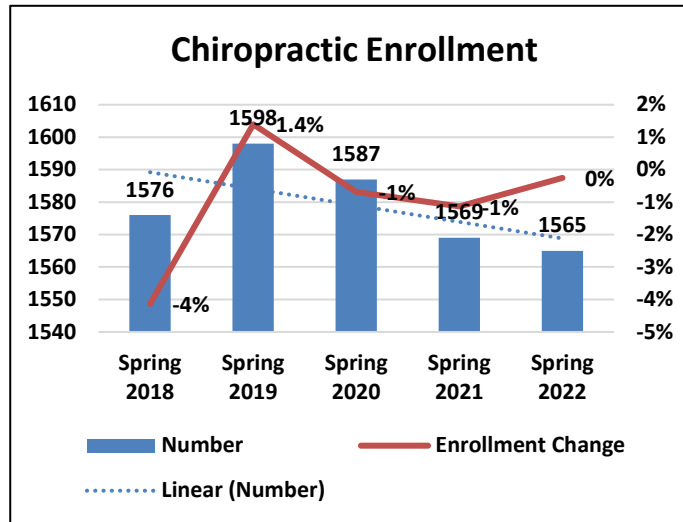
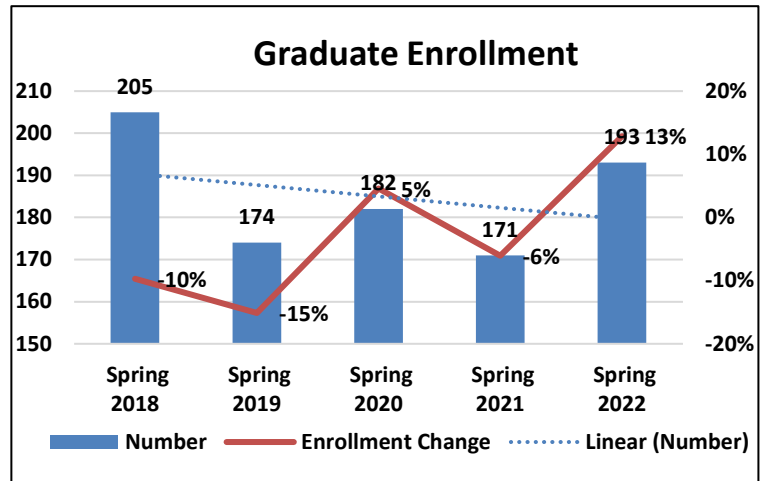
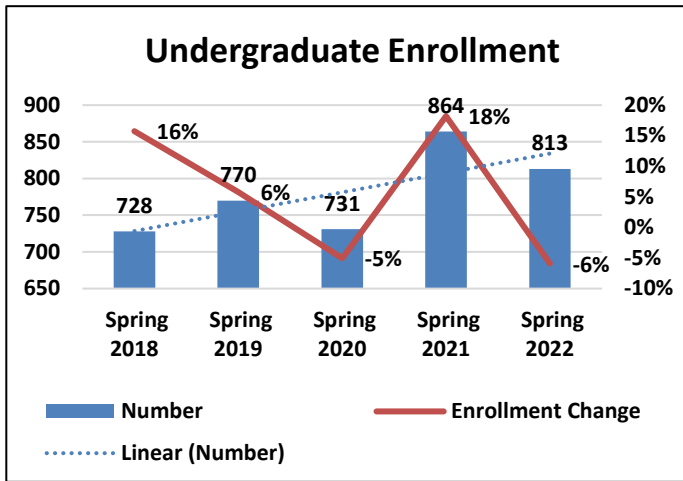
<b>Total Degree Seeking Enrollment</b>						
	16-17	17-18	18-19	19-20	20-21	21-22
<b>New Students</b>						
Fall	448	435	529	531	533	539
Winter	191	187	210	174	212	195
Spring	115	124	103	148	144	133
Summer	197	174	201	193	212	
<b>Total Annual</b>	<b>951</b>	<b>920</b>	<b>1043</b>	<b>1046</b>	<b>1101</b>	<b>867</b>
<b>Headcount:</b>						
Fall	2692	2615	2736	2722	2796	2773
Winter	2638	2587	2684	2666	2686	2677
Spring	2500	2509	2542	2500	2604	2571
Summer	2271	2200	2215	2227	2220	
<b>Total Annual</b>	<b>10101</b>	<b>9911</b>	<b>10177</b>	<b>10115</b>	<b>10306</b>	<b>8021</b>
<b>FTE Students</b>						
Fall	2533	2485	2598	2588	2631	2609
Winter	2482	2456	2540	2534	2531	2520
Spring	2343	2366	2404	2380	2439	2416
Summer	2084	2047	2051	2076	2051	
<b>Total Annual</b>	<b>9442</b>	<b>9354</b>	<b>9593</b>	<b>9578</b>	<b>9652</b>	<b>7545</b>

<b>College of Chiropractic</b>						
	16-17	17-18	18-19	19-20	20-21	21-22
<b>New Students</b>						
Fall	188	181	187	200	177	222
Winter	99	97	123	79	96	118
Spring	59	62	55	77	65	51
Summer	85	89	99	84	111	
<b>Total Annual</b>	<b>431</b>	<b>429</b>	<b>464</b>	<b>440</b>	<b>449</b>	<b>391</b>
<b>Headcount:</b>						
Fall	1726	1651	1645	1653	1670	1666
Winter	1704	1623	1664	1647	1618	1645
Spring	1644	1576	1598	1587	1569	1565
Summer	1585	1540	1556	1564	1549	
<b>Total Annual</b>	<b>6659</b>	<b>6390</b>	<b>6463</b>	<b>6451</b>	<b>6406</b>	<b>4876</b>
<b>FTE Students</b>						
Fall	1684	1609	1614	1625	1636	1626
Winter	1661	1595	1631	1615	1586	1601
Spring	1599	1542	1570	1561	1541	1532
Summer	1545	1508	1520	1537	1519	
<b>Total Annual</b>	<b>6489</b>	<b>6254</b>	<b>6335</b>	<b>6338</b>	<b>6282</b>	<b>4759</b>

<b>Undergraduate</b>						
	16-17	17-18	18-19	19-20	20-21	21-22
<b>New Students</b>						
Fall	199	225	302	256	294	241
Winter	68	69	70	85	104	70
Spring	32	39	36	47	50	43
Summer	69	64	81	100	93	
<b>Total Annual</b>	<b>368</b>	<b>397</b>	<b>489</b>	<b>488</b>	<b>541</b>	<b>354</b>
<b>Headcount:</b>						
Fall	718	751	888	874	939	907
Winter	696	754	827	843	916	871
Spring	629	728	770	731	864	813
Summer	465	496	508	536	541	
<b>Total Annual</b>	<b>2508</b>	<b>2729</b>	<b>2993</b>	<b>2984</b>	<b>3260</b>	<b>2591</b>
<b>FTE Students</b>						
Fall	648	713	833	816	855	850
Winter	637	705	776	792	839	816
Spring	570	675	715	681	774	758
Summer	392	431	446	463	458	
<b>Total Annual</b>	<b>2247</b>	<b>2524</b>	<b>2770</b>	<b>2752</b>	<b>2926</b>	<b>2424</b>
<b>Non Degree Seeking Students</b>			<b>Enrollment All Students</b>			
Non-Matriculating			3	Degree Seeking		2571
Dietetic Internship			11	Non Degree		14
<b>Total</b>			<b>14</b>	<b>Total Enrolled</b>		<b>2585</b>

<b>Graduate</b>						
	16-17	17-18	18-19	19-20	20-21	21-22
<b>New Students</b>						
Fall	61	29	40	75	62	76
Winter	24	21	17	10	12	7
Spring	24	23	12	24	29	39
Summer	43	21	21	9	8	
<b>Total Annual</b>	<b>152</b>	<b>94</b>	<b>90</b>	<b>118</b>	<b>111</b>	<b>122</b>
<b>Headcount:</b>						
Fall	248	213	203	195	187	200
Winter	238	210	193	176	152	161
Spring	227	205	174	182	171	193
Summer	221	164	151	127	130	
<b>Total Annual</b>	<b>934</b>	<b>792</b>	<b>721</b>	<b>680</b>	<b>640</b>	<b>554</b>
<b>FTE Students</b>						
Fall	201	163	151	147	140	133
Winter	184	156	133	127	106	103
Spring	174	149	119	138	124	126
Summer	147	108	85	76	74	
<b>Total Annual</b>	<b>706</b>	<b>576</b>	<b>488</b>	<b>488</b>	<b>444</b>	<b>362</b>
<b>Distant Education Enrollment</b>			<b>CGUS</b>			
Undergraduate			81	Undergraduate		732
Graduate			105	Graduate		88
<b>Total Distant Education</b>			<b>186</b>	<b>Total</b>		<b>820</b>

# Life University



# Life University

## College of Online Education

Undergraduate		
	20-21	21-22
<b>New Students</b>		
Fall	36	31
Winter	28	22
Spring	18	16
Summer	11	
<b>Total Annual</b>	<b>93</b>	<b>69</b>
<b>Headcount:</b>		
Fall	80	76
Winter	86	85
Spring	79	81
Summer	58	
<b>Total Annual</b>	<b>303</b>	
<b>FTE Students</b>		
Fall	68	68
Winter	70	72
Spring	67	72
Summer	48	
<b>Total Annual</b>	<b>253</b>	<b>212</b>

Graduate		
	20-21	21-22
<b>New Students</b>		
Fall	52	46
Winter	0	0
Spring	17	21
Summer	0	
<b>Total Annual</b>	<b>69</b>	<b>67</b>
<b>Headcount:</b>		
Fall	105	116
Winter	77	83
Spring	96	105
Summer	69	
<b>Total Annual</b>	<b>347</b>	<b>304</b>
<b>FTE Students</b>		
Fall	79	80
Winter	54	54
Spring	73	76
Summer	43	
<b>Total Annual</b>	<b>249</b>	<b>210</b>

## College of Graduate & Undergraduate Studies

Undergraduate		
	20-21	21-22
<b>New Students</b>		
Fall	258	210
Winter	76	48
Spring	32	27
Summer	82	
<b>Total Annual</b>	<b>448</b>	<b>285</b>
<b>Headcount:</b>		
Fall	859	831
Winter	830	786
Spring	785	732
Summer	483	
<b>Total Annual</b>	<b>2957</b>	<b>2349</b>
<b>FTE Students</b>		
Fall	787	782
Winter	769	744
Spring	707	686
Summer	410	
<b>Total Annual</b>	<b>2673</b>	<b>2212</b>

Graduate		
	20-21	21-22
<b>New Students</b>		
Fall	10	30
Winter	12	7
Spring	12	18
Summer	8	
<b>Total Annual</b>	<b>42</b>	<b>55</b>
<b>Headcount:</b>		
Fall	82	84
Winter	75	78
Spring	75	88
Summer	61	
<b>Total Annual</b>	<b>293</b>	<b>250</b>
<b>FTE Students</b>		
Fall	61	53
Winter	52	49
Spring	51	50
Summer	31	
<b>Total Annual</b>	<b>195</b>	<b>152</b>